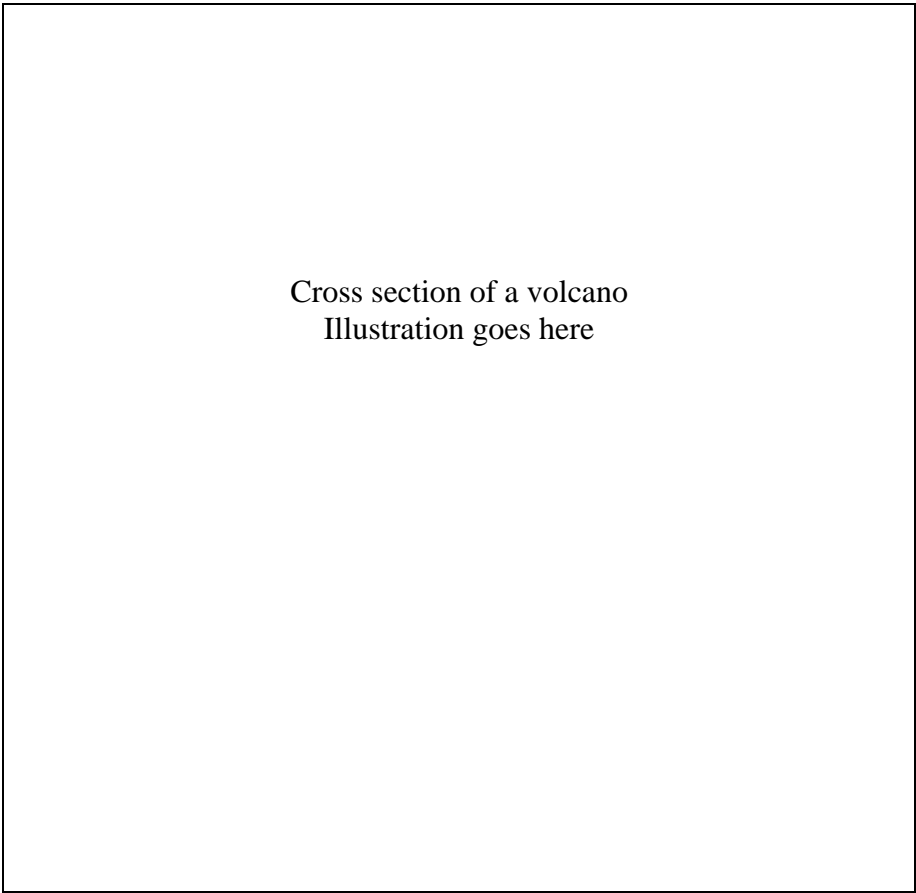


Volcanoes Packet

Name _____

Class Period _____



Cross section of a volcano
Illustration goes here

Building My Model of a Volcano

1. You must decide if you want to build a shield, cinder cone or composite volcano.
2. Research that type of volcano
3. Make of list of at least 10 facts about that volcano. One fact should be a real life example of that volcano, including its name if it has one and geographic location.
4. Print out a color picture of the volcano and the surrounding countryside.
5. Use the newspaper and watered down glue to construct your model of the volcano. Make sure that you leave a center chamber for the “magma”.
6. Use poster paint to make your volcano look as realistic as possible.
7. Place the volcano in your shoebox that you have decorated to look like the countryside in your picture.

Section 1 pg. 148

Vocabulary:

1.

2.

3.


What You'll Do:

Distinguish between nonexplosive and explosive volcanic eruptions.

Explain how the composition of magma determines the type of volcanic eruption that will occur.

Classify the main types of lava and volcanic ash debris.

Cut out of construction paper and label Figure 3 pg. 150



Section Review pg. 152

#1. My answer:

#1. The book's answer

#2. My answer:

#2. The book's answer

#3. My answer:

#3. The book's answer

Section 2 pg. 153

Vocabulary:

1.

2.

3.

4.


5.

What You'll Do:

Describe the effects that volcanoes have on earth.

Compare the different types of volcanoes.

Cut out of construction paper and label Figure 6 pg. 155



Section Review pg. 155

#1. My answer:

#1. The book's answer

#2. My answer:

#2. The book's answer

#3. My answer:

#3. The book's answer

Section 3 pg. 156

Vocabulary:

1.

2.

What You'll Do:

Describe the formation and movement of magma.

Explain the relationship between volcanoes and plate tectonics.

Summarize the methods scientists use to predict volcanic eruptions.

Do the Quick Lab on page 156. Write it up for homework.

Cut out and past and label figure 10 & 11 pg. 158 and 159.



Section Review pg. 161

#1. My answer:

#1. The book's answer

#2. My answer:

#2. The book's answer

#3. My answer:

#3. The book's answer